

Glass Fiber-Optic Cable

Reflex Mode

111-355-202

Part Number



- A broad range of applications are possible due to the modular system design
- Stock types deliverable at short notice

Technical Data

Optical Data


Fiber Bundle Diameter	1,1 mm
Range with Sensor Type U_88__	80 mm
Range with Sensor Type U_66__	40 mm
Range with Sensor Type U_55__	20 mm
Opening Angle	68 °
Fiber	Step Index
Fiber Diameter	50 µm
Fiber Distribution	statistical mixture

Mechanical Data

Temperature Range	-25...180 °C
Bending Radius	45 mm
Fiber-Optic Length	0,5 m
Jacket Material	Stainless Steel
Material End Sleeve	Aluminum
End Sleeve No.	55
Light Emission	straight

Fiber-Optic Cable Adapter No.	002
Suitable Mounting Technology No.	220

Glass fiber optic cables are very flexible and can be used in applications with less space. Especially in applications with hot environment the metal casing fiber optic cables are the answer.



Fiber Optic Cable Combination


Choose your individual Glass Fiber Optic Cable

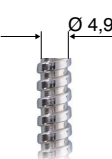
- 1 First you have to choose the required range.
If you cannot find a suitable range please change to another Fiber bundle diameter. The range depends on the length of the Fiber optic cable and the switching range of the chosen wenglor sensor.
- 2 Choose the jacket and the endpoint.
- 3 Choose the right adapter for your wenglor sensor.
- 4 Choose the length of the Fiber arm (in 0,25 m steps).

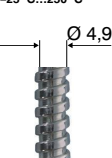
Fiber optic length			
1,0 m	0,75 m	0,5 m	0,25 m
72 mm	76 mm	80 mm	100 mm
36 mm	38 mm	40 mm	50 mm
18 mm	19 mm	20 mm	25 mm
100 mm	103 mm	106 mm	110 mm

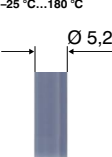
1	Sensor Type
U_88	—
U_66	—
U_55	—
ODX	—

Jacket


PVC
 Bending radius: 29 mm
 Temperature Range: -25 °C...80 °C


Brass Nickel-Plated
 Bending radius: 45 mm
 Temperature Range: -25 °C...250 °C*



Stainless Steel
 Bending radius: 50 mm
 Temperature Range: -25 °C...250 °C*


Metal/Silicone
 Bending radius: 35 mm
 Temperature Range: -25 °C...180 °C


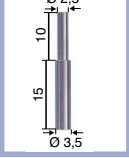
Endpoint




Aluminium
5 5
Only with Brass Nickel-Plated, Stainless Steel and Metal/Silicone Jacket



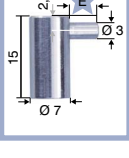
Aluminium
5 5
Only with PVC jacket



Stainless Steel
0 6
Only with PVC jacket



Stainless Steel
0 7



Aluminium
3 2

Adapter

Adapter	Sensor Type
1	UF —
5 6	US —
2 5 6	UV —
2	UC —
2	UM —
3	ODX —

Length Selection

0 1	= 0,25 m
0 2	= 0,5 m
0 3	= 0,75 m
0 4	= 1,0 m
0 8	= 2,0 m

The lengths are staggered in 0,25 m steps.

Order number

1

1

1

?

?

?

?

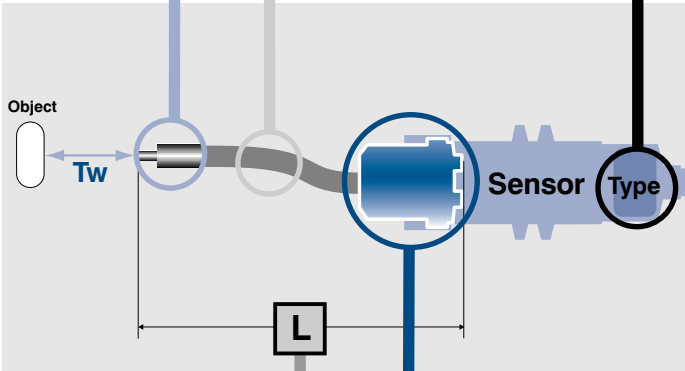
?

?

Fiber bundle Ø 1,1 mm

Reflex mode

Diagram



* Fibers heat resistant up to 180 °C, up to 250 °C only with order number addition "T"!