

Safety Light Curtain

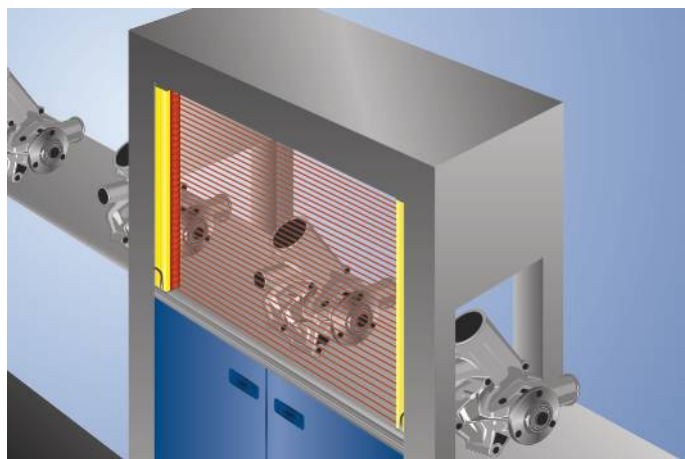
Finger Protection

SEMG639



- Easy configuration via wiring
- Protection field over the entire length of the housing for an installation without protrusion
- Quick alignment through visible red light
- Slim design for easy integration

These safety light curtains complete all basic tasks with ease. The basic functions of safety operating mode, restart inhibit and contactor monitoring are integrated as standard and can be easily configured. Without protrusion, the safety field always extends to the end of the housing. This makes it easy to secure even in confined installation conditions.



Optical Data

Range	0,25...6 m
Housing Length (L)	1360 mm
Safety Field Height (SFH)	1361 mm
Resolution	14 mm
Light Source	Red Light
Max. Ambient Light	10000 Lux
Opening Angle	± 2,5 °

Electrical Data

Sensor Type	Receiver
Supply Voltage	19,2...28,8 V DC
Current Consumption (U _b = 24 V)	170 mA
Response Time	19,8 ms
Temperature Range	-5...55 °C
Storage temperature	-25...60 °C
Number of safety outputs (OSSDs)	2
Safety Output Voltage Drop	< 2,3 V
PNP Safety Output/Switching Current	300 mA
Number of Signal Outputs	1
Signal Output Voltage Drop	< 2,5 V
Signal Output/Switching Current	100 mA
Short Circuit and Overload Protection	yes
Reverse Polarity Protection	yes
Protection Class	III

Mechanical Data

Housing Material	Aluminum
Disc Material	Polycarbonate
Degree of Protection	IP65/IP67
Connection	M12 × 1; 8-pin
Cable Length	300 mm

Safety-relevant Data

ESPE Type (EN 61496)	4
Performance Level (EN ISO 13849-1)	Cat. 4 PL e
PFHD	1,60 × E-8 1/h
Mission Time TM (EN ISO 13849-1)	20 a
Safety Integrity Level (EN 61508)	SIL3
Safety Integrity Level (EN 62061)	SILCL3

Function

Finger Protection	yes
Scope of functions	Basic function

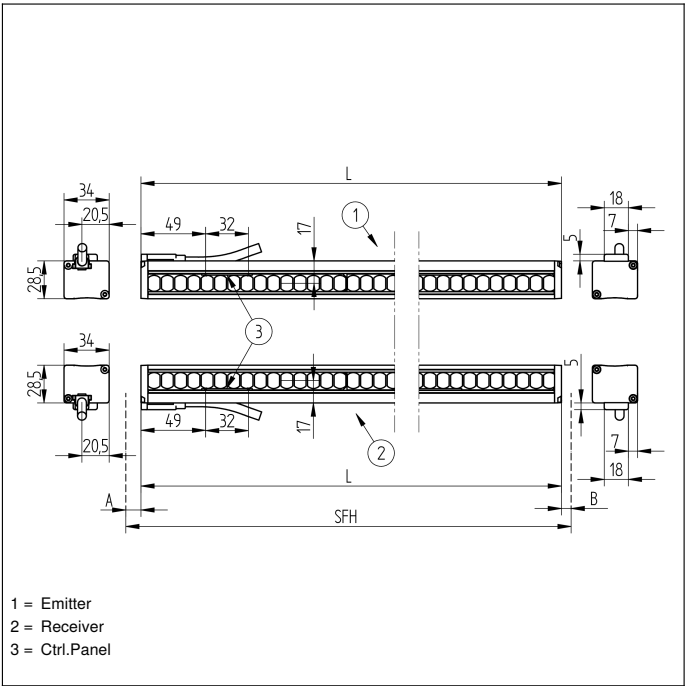
Connection Diagram No.	361
Control Panel No.	SR5
Suitable Connection Equipment No.	89
Suitable Mounting Technology No.	701 790 810 820

Suitable Emitter

SEMG539

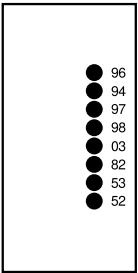
Complementary Products

Path-Folding Mirror Z2UG004
Protection column with deflection mirror Z2SU002
Protection Column with Path-Folding Mirror SZ000EU170NN01
Protection Column with Protective Screen SZ000EG170NN01
Protection column with protective screen Z2SS002
Safety Relay SG4-00VA000R2, SR4B3B01S, SR4D3B01S
Software



Ctrl. Panel

SR5



- 03 = Error Indicator
- 52 = OSSD ON
- 53 = OSSD OFF
- 82 = Acknowledgement Request
- 94 = Diagnosis
- 96 = Diagnosis/Signal weak
- 97 = Diagnosis/Contactor Monitoring
- 98 = Diagnosis/Synchronization

