

# Glass Fiber-Optic Cable

## Reflex Mode

# 231-251-202

Part Number



- A broad range of applications are possible due to the modular system design
- Stock types deliverable at short notice

## Technical Data

### Optical Data


Fiber Bundle Diameter	2,3 mm
Range with Sensor Type U_87__	510 mm
Range with Sensor Type U_88__	340 mm
Range with Sensor Type U_66__	170 mm
Range with Sensor Type U_55__	85 mm
Opening Angle	68 °
Fiber	Step Index
Fiber Diameter	50 µm
Fiber Distribution	separate fiber bundles

### Mechanical Data

Temperature Range	-25...180 °C
Bending Radius	60 mm
Fiber-Optic Length	0,5 m
Jacket Material	CuZn, nickel-plated
Material End Sleeve	Stainless Steel
End Sleeve No.	51
Light Emission	straight

Fiber-Optic Cable Adapter No.	02
Suitable Mounting Technology No.	190

Glass fiber optic cables are very flexible and can be used in applications with less space. Especially in applications with hot environment the metal casing fiber optic cables are the answer.



# Fiber Optic Cable Combination

## Choose your individual Glass Fiber Optic Cable


- 1 First you have to choose the required range.  
If you cannot find a suitable range please change to another Fiber bundle diameter. The range depends on the length of the Fiber optic cable and the switching range of the chosen wenglor sensor.
- 2 Choose the jacket and the endpoint.
- 3 Choose the right adapter for your wenglor sensor.
- 4 Choose the length of the Fiber arm (in 0,25 m steps).

Fiber optic length				
4,0 m	3,0 m	2,0 m	1,0 m	0,5 m
330 mm	360 mm	390 mm	450 mm	510 mm
220 mm	240 mm	260 mm	300 mm	340 mm
110 mm	120 mm	130 mm	150 mm	170 mm
55 mm	60 mm	65 mm	75 mm	85 mm

1	Sensor Type
U_87	—
U_88	—
U_66	—
U_55	—


**Jacket**

**2** Endpot




Stainless Steel

**5 1**



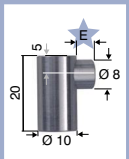
Stainless Steel

**1 8**



Stainless Steel

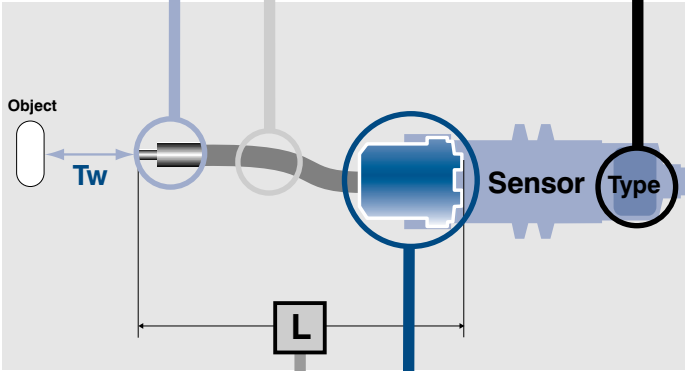
**2 1**



Stainless Steel

**3 7**

**Tw = Range**



**3** Adapter

Adapter	Sensor Type
<b>1</b>	UF —
<b>5 6</b>	US —
<b>2 5 6</b>	UV —
<b>1</b>	UG —
<b>2</b>	UC —
<b>2</b>	UM —

**4**

**0 1** = 0,25 m

**0 2** = 0,5 m

**0 3** = 0,75 m

**0 4** = 1,0 m

The lengths are staggered in 0,25 m steps.

**1 6** = 4,0 m

**Order number** **2 3 1** **?** **?** **?** **?** **?** **?**

**Fiber bundle Ø 2,3 mm**

**Reflex mode**

★ = 4 mm Standard  
please specify other lengths

\* Fibers heat resistant up to 180 °C, up to 250 °C  
only with order number addition "T"!