

Glass Fiber-Optic Cable

Reflex Mode

051-101-102

Part Number



- A broad range of applications are possible due to the modular system design
- Stock types deliverable at short notice

Technical Data

Optical Data

Fiber Bundle Diameter	0,5 mm
Range with Sensor Type U_88__	16 mm
Range with Sensor Type U_66__	8 mm
Range with Sensor Type U_55__	4 mm
Opening Angle	68 °
Fiber	Step Index
Fiber Diameter	50 µm
Fiber Distribution	statistical mixture

Mechanical Data

Temperature Range	-25...80 °C
Bending Radius	21 mm
Fiber-Optic Length	0,5 m
Jacket Material	PVC
Material End Sleeve	Stainless Steel
End Sleeve No.	1
Light Emission	straight

Fiber-Optic Cable Adapter No.

01

Suitable Mounting Technology No.

310

Glass fiber optic cables are very flexible and can be used in applications with less space. Especially in applications with hot environment the metal casing fiber optic cables are the answer.



Fiber Optic Cable Combination

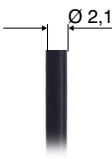
Choose your individual Glass Fiber Optic Cable

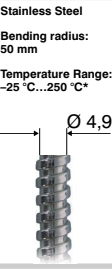
- 1 First you have to choose the required range.
If you cannot find a suitable range, please change to another Fiber bundle diameter. The range depends on the length of the Fiber optic cable and the switching range of the chosen sensor.
- 2 Choose the jacket and the endpoint.
- 3 Choose the right adapter for your sensor.
- 4 Choose the length of the Fiber arm (in 0,25 m steps).

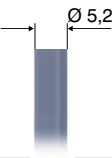
Fiber optic length			
1,0 m	0,75 m	0,5 m	0,25 m
12 mm	14 mm	16 mm	20 mm
6 mm	7 mm	8 mm	10 mm
3 mm	3 mm	4 mm	5 mm

1	Sensor Type
U_88	—
U_66	—
U_55	—


Jacket

PVC
 Bending radius: 21 mm
 Temperature Range: -25 °C...80 °C


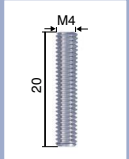
Stainless Steel
 Bending radius: 50 mm
 Temperature Range: -25 °C...250 °C*


Metal/Silicone
 Bending radius: 35 mm
 Temperature Range: -25 °C...180 °C


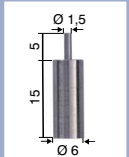
Endpoint



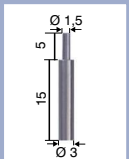
Aluminium
5 4
Only with Brass Nickel-Plated, Stainless Steel and Metal/Silicone Jacket



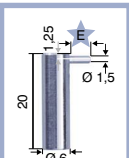
Aluminium
5 4
Only with PVC jacket



Stainless Steel
0 3



Stainless Steel
0 1
Only with PVC jacket



Aluminium
3 5

Adapter

Adapter	Sensor Type
1	UF —
5 6	US —
2 5 6	UV —
1	UG —
2	UC —
2	UM —

Length Selection

4

0 1 = 0,25 m

0 2 = 0,5 m

0 3 = 0,75 m

0 4 = 1,0 m

The lengths are staggered in 0,25 m steps.

Order number 0 5 1 ? ? ? ? ? ?

Fiber bundle Ø 0,5 mm

Reflex mode

★ = 4 mm Standard
please specify other lengths

* Fibers heat resistant up to 180 °C, up to 250 °C only with order number addition "T"!