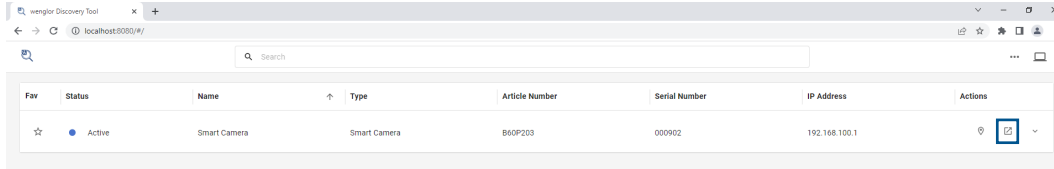



Firmware Update for Machine Vision Devices

Download the latest version of the software wenglor Discovery Tool available on the wenglor website:
<https://www.wenglor.com/product/DNNF022>

Click on „Open Device“ in order to access the device website.



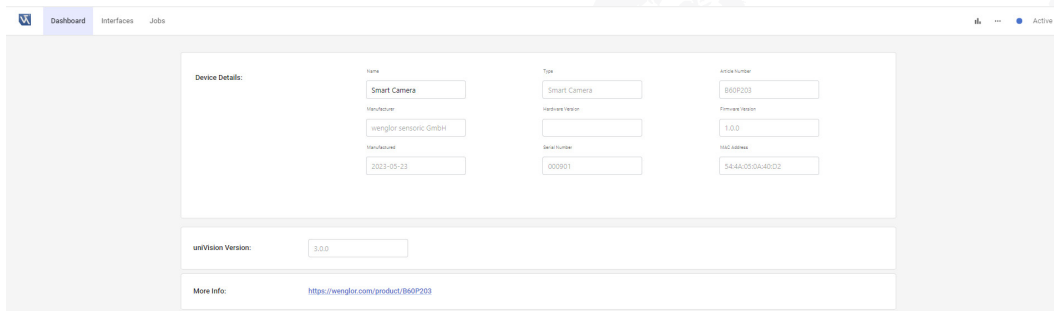
Fav	Status	Name	Type	Article Number	Serial Number	IP Address	Actions
☆	Active	Smart Camera	Smart Camera	B60P203	000902	192.168.100.1	

NOTE!



- If the machine vision device is in a different subnet and not accessible, the button “Open Device” is disabled.
- If the wenglor Discovery Tool software does not find the machine vision device, it is possible to access the device website directly via entering the IP address in the browser (default IP address: 192.168.100.1).

A new tab in the browser is opened with the device website



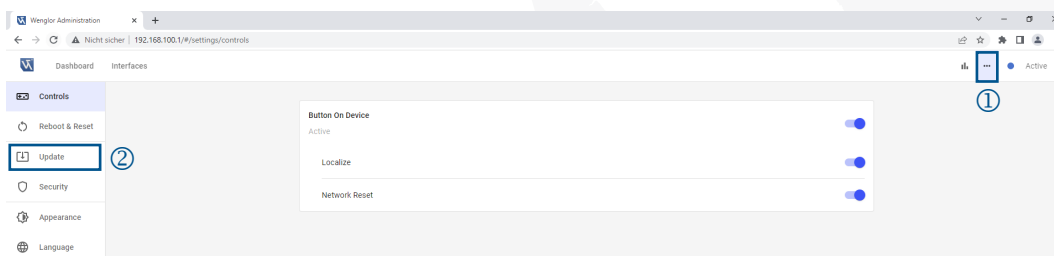
Device Details:

Name	Type	Article Number
Smart Camera	Smart Camera	B60P203
Manufacturer	Firmware Version	Firmware Version
wenglor sensoric GmbH		1.0.0
Manufactured	Serial Number	MAC Address
2023-05-23	000901	54:4A:00:0A:40:02

univision Version: 3.0.0

More Info: <https://www.wenglor.com/product/B60P203>

1. For a firmware update first click on „Settings“ (1) in the upper right corner and then on „Update“ (2) in the side navigation.



Wenglor Administration

Dashboard Interfaces

Controls

Reboot & Reset

Update (2)

Security

Appearance

Language

Button On Device

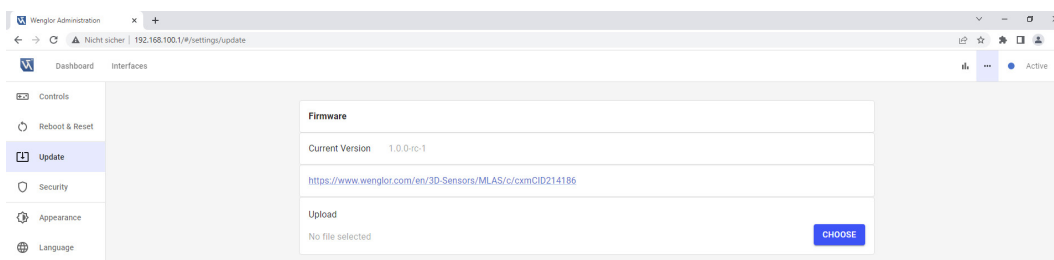
Active

Localize

Network Reset

Settings (1)

2. Click on „CHOOSE“ and select a *.swu firmware update file. Confirm the reboot info to start the firmware update. During the firmware update, a software reboot is automatically done.



Wenglor Administration

Dashboard Interfaces

Controls

Reboot & Reset

Update

Security

Appearance

Language

Firmware

Current Version 1.0.0-rc-1

<https://www.wenglor.com/en/3D-Sensors/MLAS/c/cxmCID214186>

Upload

No file selected

CHOOSE