

# Inductive Sensor

with Standard Switching Distances

## IW080BM65VB3

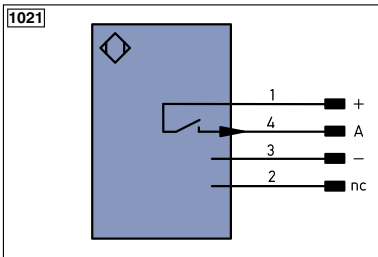
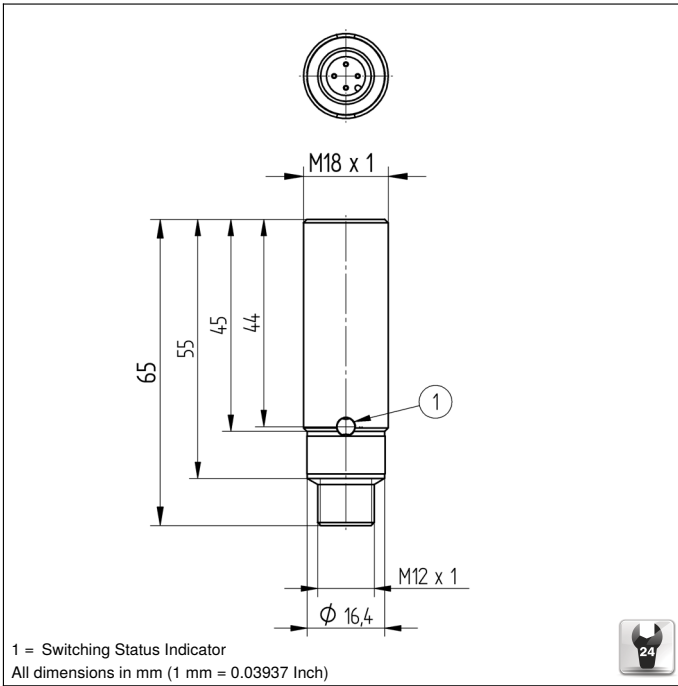
Part Number




### Technical Data

Inductive Data	
Switching Distance	8 mm
Correction Factors V2A/CuZn/Al	0,75/0,48/0,44
Mounting	flush
Mounting A/B/C/D in mm	0/36/24/0
Switching Hysteresis	< 15 %
Electrical Data	
Supply Voltage	10...30 V DC
Current Consumption (U <sub>b</sub> = 24 V)	< 6 mA
Switching Frequency	200 Hz
Temperature Drift	< 10 %
Temperature Range	-25...80 °C
Switching Output Voltage Drop	< 2,5 V
Switching Output/Switching Current	200 mA
Residual Current Switching Output	< 100 µA
Short Circuit Protection	yes
Reverse Polarity and Overload Protection	yes
Protection Class	III
Mechanical Data	
Housing Material	CuZn, nickel-plated
Full Encapsulation	yes
Degree of Protection	IP67
Connection	M12 × 1; 4-pin
PNP NO	●
Connection Diagram No.	1021
Suitable Connection Technology No.	2
Suitable Mounting Technology No.	150





### Legend

+	Supply Voltage +	nc	not connected	
-	Supply Voltage 0 V	U	Test Input	
~	Supply Voltage (AC Voltage)	Ū	Test Input inverted	
A	Switching Output (NO)	W	Trigger Input	
Ā	Switching Output (NC)	O	Analog Output	
V	Contamination/Error Output (NO)	O-	Ground for the Analog Output	
∇	Contamination/Error Output (NC)	BZ	Block Discharge	
E	Input (analog or digital)	AWV	Valve Output	
T	Teach Input	a	Valve Control Output +	
Z	Time Delay (activation)	b	Valve Control Output 0 V	
S	Shielding	SY	Synchronization	
RxD	Interface Receive Path	E+	Receiver-Line	
TxD	Interface Send Path	S+	Emitter-Line	
RDY	Ready	≠	Grounding	
GND	Ground	S <sub>n</sub> R	Switching Distance Reduction	
CL	Clock	Rx+/-	Ethernet Receive Path	
E/A	Output/Input programmable	Tx+/-	Ethernet Send Path	
	IO-Link	Bus	Interfaces-Bus A(+)/B(-)	
PoE	Power over Ethernet	La	Emitted Light disengageable	
IN	Safety Input	Mag	Magnet activation	
OSSD	Safety Output	RES	Input confirmation	
Signal	Signal Output	EDM	Contacting Monitoring	

### Wire Colors according to DIN IEC 757

BK	Black
BN	Brown
RD	Red
OG	Orange
YE	Yellow
GN	Green
BU	Blue
VT	Violet
GY	Grey
WH	White
PK	Pink
GNYE	Green Yellow

## Mounting

