

# Distance Sensor

## U18T005



- Antivalent switching output
- IO-Link 1.1
- Stainless steel housing
- Switching output adjustable via teach-in button
- Synchronous and multiplex mode

These ultrasonic sensors evaluate the sound reflected from the object. They are capable of detecting almost any object, regardless of material and condition. As such, they are especially well suited for monitoring fill levels of liquids and bulk goods and for detecting transparent objects. The measured value can be read out via IO-Link, and the sensor can be adapted as needed to the application. The sensor can be used in reflex mode operation and as an ultrasonic through-beam sensor.



### Ultrasonic Data

Working range, reflex sensor	50...600 mm
Working range, through-beam sensor	50...1200 mm
Setting Range	50...600 mm
Reproducibility maximum	1 mm
Linearity Deviation	2 mm
Resolution	1 mm
Ultrasonic Frequency	300 kHz
Service Life (T = +25 °C)	100000 h
Switching Hysteresis	2 % *

### Electrical Data

Supply Voltage	18...30 V DC
Current Consumption (U <sub>b</sub> = 24 V)	< 40 mA
Switching frequency, reflex sensor	9 Hz
Switching frequency, through-beam sensor	9 Hz
Response time, reflex sensor	56 Hz
Response time, through-beam sensor	56 Hz
Temperature Drift	< 1 %
Temperature Range	-30...60 °C
Number of Switching Outputs	2
Switching Output Voltage Drop	< 2.5 V
Switching Output/Switching Current	100 mA
Synchronous Mode	Up to 32 sensors
Multiplex Mode	up to 16 sensors
Short Circuit Protection	yes
Reverse Polarity Protection	yes
Overload Protection	yes
Lockable	yes
Interface	IO-Link V1.1 Smart Sensor Profile
Data Storage	yes
Protection Class	III

### Mechanical Data

Setting Method	IO-Link
Setting Method	Teach input (for switching output)
Setting Method	Teach-in (for switching output)
Housing Material	Stainless steel, V2A (1.4305 / 303)
Sensing face	Epoxy resin/glass bubble mixture
Sensing face	Plastic, PBT
Sensing face	Silicone
Degree of Protection	IP67
Connection	M12 × 1; 5-pin

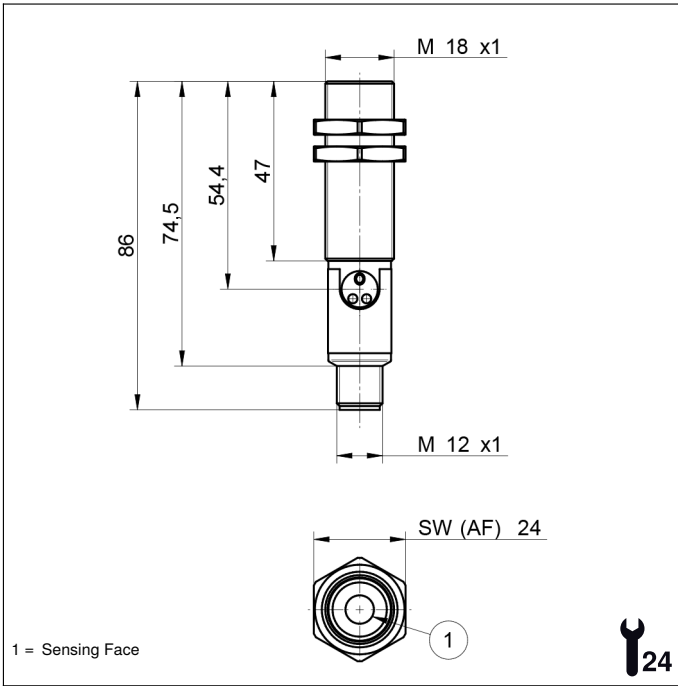
### Safety-relevant Data

MTTFd (EN ISO 13849-1)	1275,38 a
PNP NO/NC switchable	●
Analog Output	●
IO-Link	●
Connection Diagram No.	<b>372</b>
Control Panel No.	<b>D12</b>

\* Relative to switching distance, at least 1 mm

### Complementary Products

Baffle Plate Z0021, Z0022
IO-Link Master
Software

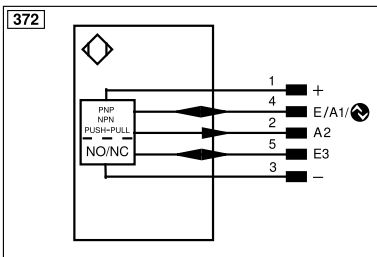


## Ctrl. Panel

D12



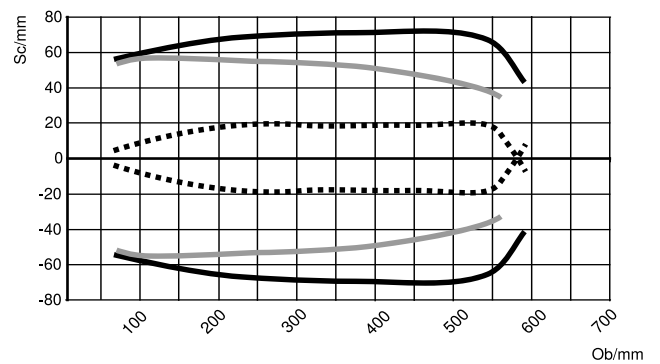
01 = Switching Status Indicator  
 06 = Teach Button  
 79 = Run/Error Indicator



## Characteristic response curve

Characteristic curves show the position of the center of the measured object (100 × 100 mm plate) at the time of switching.

U18T Short-Range



Ob = Object  
 Sc = Sonic cone width

- Standard sonic cone (center of the measured object)
- Extra-narrow sonic cone (center of the measured object)
- - - Standard sonic cone (front edge of the measured object)

