


Bağlantı kablosu

M8 × 1; 3 pin'li

ZCGL005

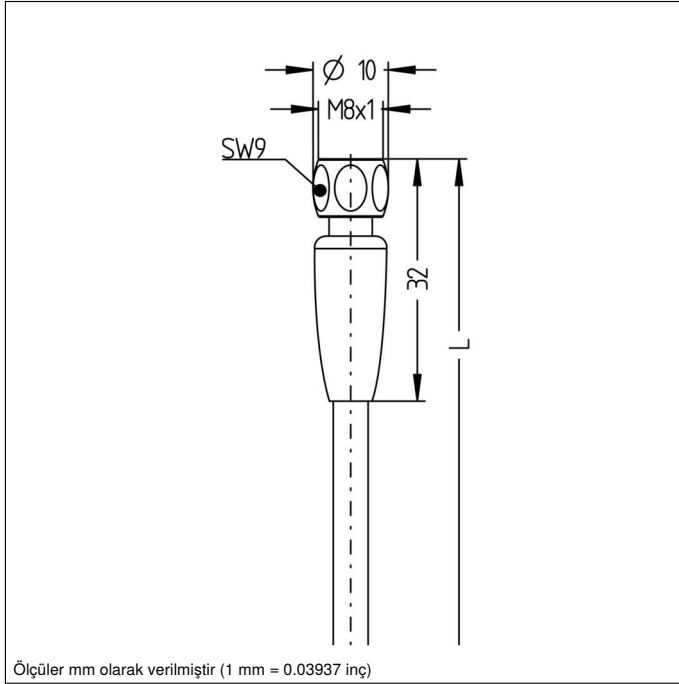
Sipariş numarası



Teknik Veriler

Mekanik veriler

Bağlantı 1	Soket, düz
Bağlantı türü 1	M8 × 1, 3 pin'li
Bağlantı 2	siyirilmiş
Kablo uzunluğu	10 m
Dış çap (d)	4 mm
Damar kesiti	0,25 mm ²
Koruma sınıfı	IP69K
Sıcaklık aralığı (sabit döşenmiş)	-25...80 °C
Sıcaklık aralığı (hareketli kullanım)	0...80 °C
Kılıf rengi	Gri
Kablo kılıfı materyali	PVC
Kablo damar izolasyonu materyali	PVC
Rakor somun materyali	V4A paslanmaz çelik
Bükülme yarıçapı (sabit döşenmiş)	5 × d
Bükülme yarıçapı (hareketli kullanım)	10 × d
Paketleme birimi	1 adet
Bağlantı şeması no.	S15
Bağlantı tekniği no.	8

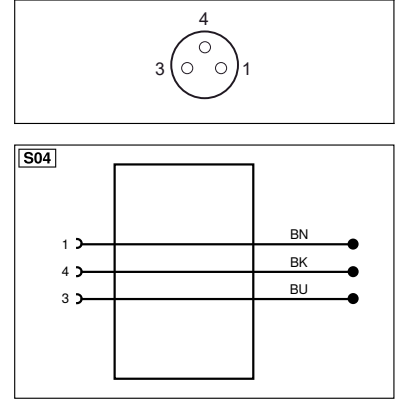


Ölçüler mm olarak verilmiştir (1 mm = 0.03937 inç)

* Kontak başına



- Ecolab
- IP69K
- WashDown tasarımı



Legend					
+	Supply Voltage +	nc	Not connected	ENB _{RS422}	Encoder B/Ĕ (TTL)
-	Supply Voltage 0 V	U	Test Input	ENA	Encoder A
~	Supply Voltage (AC Voltage)	Ū	Test Input inverted	ENB	Encoder B
A	Switching Output (NO)	W	Trigger Input	AMIN	Digital output MIN
Ā	Switching Output (NC)	W-	Ground for the Trigger Input	AMAX	Digital output MAX
V	Contamination/Error Output (NO)	O	Analog Output	ACK	Digital output OK
Ū	Contamination/Error Output (NC)	O-	Ground for the Analog Output	SY In	Synchronization In
E	Input (analog or digital)	BZ	Block Discharge	SY OUT	Synchronization OUT
T	Teach Input	AMV	Valve Output	QLT	Brightness output
Z	Time Delay (activation)	a	Valve Control Output +	M	Maintenance
S	Shielding	b	Valve Control Output 0 V	rsv	Reserved
RxD	Interface Receive Path	SY	Synchronization	Wire Colors according to DIN IEC 60757	
TxD	Interface Send Path	SY-	Ground for the Synchronization	BK	Black
RDY	Ready	E+	Receiver-Line	BN	Brown
GND	Ground	S+	Emitter-Line	RD	Red
CL	Clock	⊕	Grounding	OG	Orange
E/A	Output/Input programmable	SnR	Switching Distance Reduction	YE	Yellow
⊕	IO-Link	Rx+/-	Ethernet Receive Path	GN	Green
PoE	Power over Ethernet	Tx+/-	Ethernet Send Path	BU	Blue
IN	Safety Input	BUS	Interfaces-Bus A(+)/B(-)	VT	Violet
OSSD	Safety Output	La	Emitted Light disengageable	GY	Grey
Signal	Signal Output	Mag	Magnet activation	WH	White
Bl_D+/-	Ethernet Gigabit bidirect. data line (A-D)	RES	Input confirmation	PK	Pink
ENo RS422	Encoder 0-pulse 0/Ĕ (TTL)	EDM	Contact Monitoring	GNYE	Green/Yellow
PT	Platinum measuring resistor	ENAS422	Encoder A/A (TTL)		