

2D/3D Profile Sensor

MLSL123S50


Part Number

weCat3D



- Fully integrated with the systems of the most common control manufacturers
- Precise measurement from leg length < 10 mm
- Smart profile sensor with uniVision and pre-installed application for angle measurement
- Stable measurement results regardless of the material characteristics

The MLSSL123S50 is a smart profile sensor specifically for use in die presses. Thanks to the integrated uniVision software for evaluating profile data, it automatically detects the sheet and determines the bent angle with high precision. The preconfiguration of the sensor allows the angle to be transferred directly to the control system of the die press, and hence no further configuration of the sensor or the integrated evaluation software is required. The high profile quality of the sensor and the robust algorithmics enable stable angle measurement on almost any surface.



Technical Data

Optical Data	
Working range Z	90...280 mm
Measuring range Z	190 mm
Measuring range X	62...145 mm
Linearity Deviation	95 µm
Resolution Z	9,4...49 µm
Resolution X	54...123 µm
Light Source	Laser (red)
Wavelength	660 nm
Laser Class (EN 60825-1)	2

Environmental conditions	
Ambient temperature	0...45 °C
Storage temperature	-20...70 °C
Max. Ambient Light	5000 Lux
EMC	DIN EN 61000-6-2; 61000-6-4
Shock resistance per DIN IEC 68-2-27	30 g / 11 ms
Vibration resistance per DIN IEC 60068-2-6	6 g (10...55 Hz)
Atmospheric humidity	< 90%, non-condensing

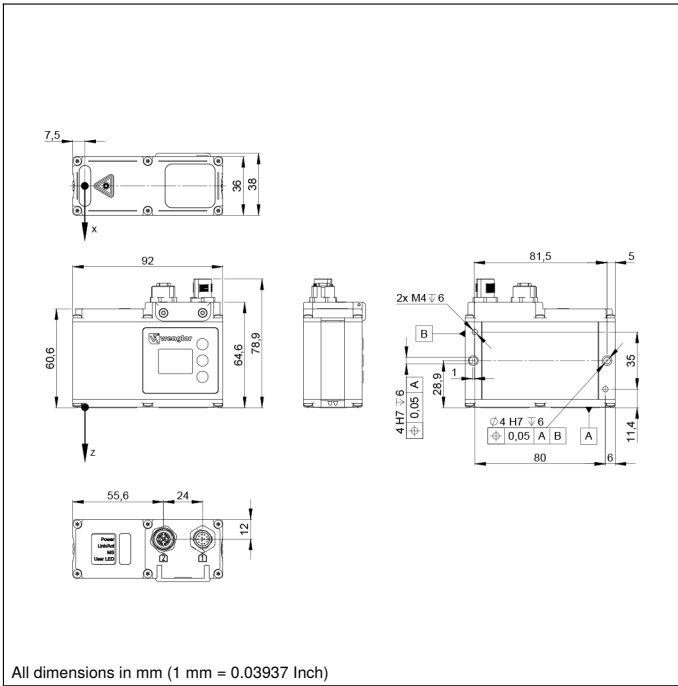
Electrical Data	
Supply Voltage	18...30 V DC
Current Consumption (U _b = 24 V)	300 mA
Measuring Rate	200...4000 /s
Subsampling	800...4000 /s
Inputs/Outputs	4
Switching Output Voltage Drop	< 1,5 V
Switching Output/Switching Current	100 mA
Short Circuit Protection	yes
Reverse Polarity Protection	yes
Overload Protection	yes
Interface	Ethernet TCP/IP
Baud Rate	100/1000 Mbit/s
Protection Class	III
FDA Accession Number	1610450-004

Mechanical Data	
Housing Material	Aluminum, powder-coated
Housing Material	Plastic, ABS
Degree of Protection	IP67
Connection	M12 × 1; 12-pin
Type of Connection Ethernet	M12 × 1; 8-pin, X-cod.
Optic Cover	Plastic, PMMA
Web server	yes

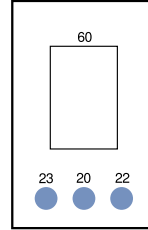
Push-Pull	
Connection Diagram No.	1022 1034
Control Panel No.	X2 A22
Suitable Connection Equipment No.	50 87

Complementary Products

Cooling Unit ZLSK001
Protective Housing ZLSS003
Protective Screen Retainer ZLSS001



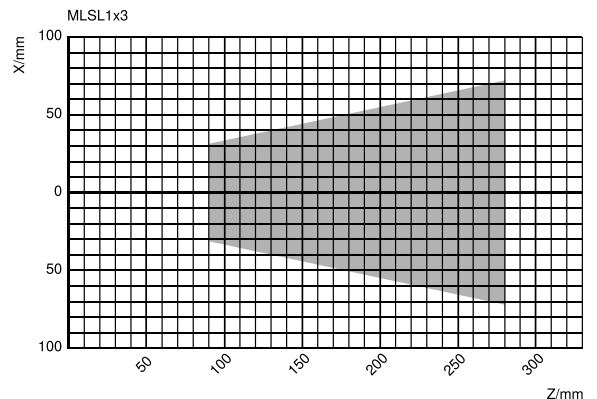
All dimensions in mm (1 mm = 0.03937 Inch)

Ctrl. Panel
A22
X2


- 20 = Enter key
- 22 = Up key
- 23 = Down key
- 4a = User LED
- 60 = display
- 68 = supply voltage indicator
- 78 = Module status
- 85 = Link/Act LED



Legend					
+	Supply Voltage +	nc	Not connected	EN _{RS422}	Encoder B/B̄ (TTL)
-	Supply Voltage 0 V	U	Test Input	ENA	Encoder A
~	Supply Voltage (AC Voltage)	Ü	Test Input inverted	EN _B	Encoder B
A	Switching Output (NO)	W	Trigger Input	AMIN	Digital output MIN
Ā	Switching Output (NC)	W-	Ground for the Trigger Input	AMAX	Digital output MAX
V	Contamination/Error Output (NO)	O	Analog Output	AOK	Digital output OK
V̄	Contamination/Error Output (NC)	O-	Ground for the Analog Output	SY In	Synchronization In
E	Input (analog or digital)	BZ	Block Discharge	SY OUT	Synchronization OUT
T	Teach Input	Amv	Valve Output	OLT	Brightness output
Z	Time Delay (activation)	a	Valve Control Output +	M	Maintenance
S	Shielding	b	Valve Control Output 0 V	rsv	Reserved
RxD	Interface Receive Path	SY	Synchronization	Wire Colors according to DIN IEC 60757	
TxD	Interface Send Path	SY-	Ground for the Synchronization	BK	Black
RDY	Ready	E+	Receiver-Line	BN	Brown
GND	Ground	S+	Emitter-Line	RD	Red
CL	Clock	±	Grounding	OG	Orange
E/A	Output/Input programmable	SnR	Switching Distance Reduction	YE	Yellow
IO-Link	IO-Link	Rx+/-	Ethernet Receive Path	GN	Green
PoE	Power over Ethernet	Tx+/-	Ethernet Send Path	BU	Blue
IN	Safety Input	Bus	Interfaces-Bus A(+)/B(-)	VT	Violet
OSSD	Safety Output	La	Emitted Light disengageable	GY	Grey
Signal	Signal Output	Mag	Magnet activation	WH	White
BI_D+/-	Ethernet Gigabit bidirect. data line (A-D)	RES	Input confirmation	PK	Pink
EN _{RS422}	Encoder 0-pulse 0/0̄ (TTL)	EDM	Contactor Monitoring	GNYE	Green/Yellow
PT	Platinum measuring resistor	EN _{AR5422}	Encoder A/Ā (TTL)		

Measuring field X, Z


Z = Working distance
 X = Measuring Range

