

# Safety Light Curtain

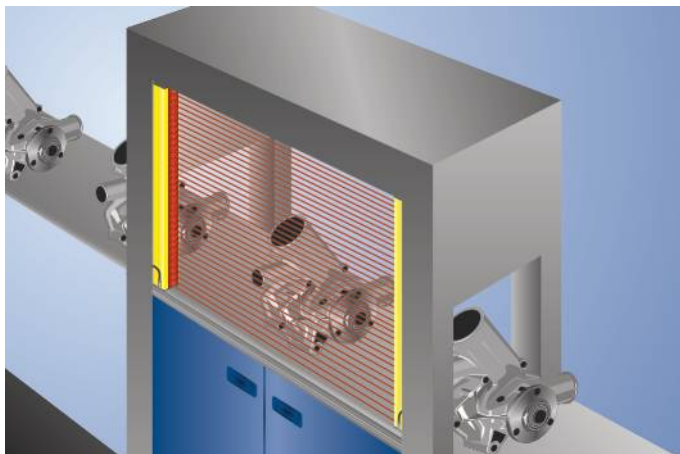
## Finger Protection

# SEMG534



- Easy configuration via wiring
- Protection field over the entire length of the housing for an installation without protrusion
- Quick alignment through visible red light
- Slim design for easy integration

These safety light curtains complete all basic tasks with ease. The basic functions of safety operating mode, restart inhibit and contactor monitoring are integrated as standard and can be easily configured. Without protrusion, the safety field always extends to the end of the housing. This makes it easy to secure even in confined installation conditions.



### Optical Data

Range	0,25...6 m
Housing Length (L)	609 mm
Safety Field Height (SFH)	610 mm
Resolution	14 mm
Light Source	Red Light
Wavelength	630 nm
Opening Angle	± 2,5 °

### Electrical Data

Sensor Type	Emitter
Supply Voltage	19,2...28,8 V DC
Current Consumption (U <sub>b</sub> = 24 V)	75 mA
Temperature Range	-25...55 °C
Storage temperature	-25...60 °C
Reverse Polarity Protection	yes
Protection Class	III

### Mechanical Data

Housing Material	Aluminum
Disc Material	Polycarbonate
Degree of Protection	IP65/IP67
Connection	M12 × 1; 4/5-pin
Cable Length	300 mm

### Safety-relevant Data

ESPE Type (EN 61496)	4
Performance Level (EN ISO 13849-1)	Cat. 4 PL e
Mission Time TM (EN ISO 13849-1)	20 a
Safety Integrity Level (EN 61508)	SIL3
Safety Integrity Level (EN 62061)	SILCL3

### Function

Finger Protection	yes
Scope of functions	Basic function

Connection Diagram No.	<b>362</b>
Control Panel No.	<b>SR4</b>
Suitable Connection Equipment No.	<b>2</b>   <b>35</b>
Suitable Mounting Technology No.	<b>701</b>   <b>790</b>   <b>810</b>   <b>820</b>

### Suitable Receiver

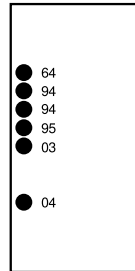
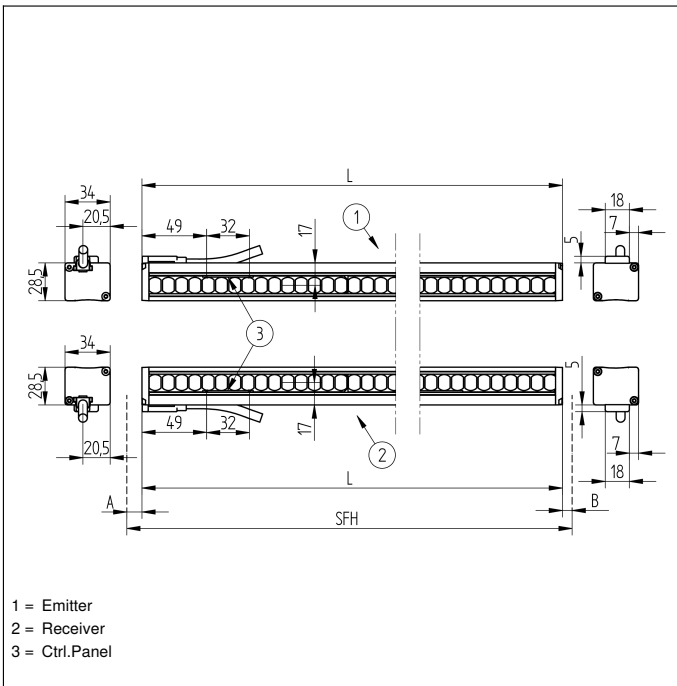
SEMG634

### Complementary Products

Path-Folding Mirror Z2UG002
Protection Column with Path-Folding Mirror SZ000EU125NN01
Protection Column with Protective Screen SZ000EG125NN01
Protection column with protective screen Z2SS001
Protection column with Z2SU001 deflection mirror
Software

### Ctrl. Panel

SR4



- 03 = Error Indicator
- 04 = Function Indicator
- 64 = Diagnosis/Test
- 94 = Diagnosis
- 95 = Diagnosis/Large Detection Range

