


Safety Light Curtain


Finger Protection

SEFG682



- Higher levels of safety and availability thanks to intelligent muting functions
- Multifunctional thanks to measuring function
- Quick duplication of settings via microSD memory card
- Simple configuration and diagnosis with wTech2 software

The safety light curtain can be flexibly integrated into systems thanks to the well-conceived mounting technology and the compact housing. Alignment of the emitter and the receiver is simplified by the visible red light and the signal strength display. User-friendly wTech2 software make settings and diagnosis via the IO-Link interface extremely easy. Settings can be subsequently saved to a microSD card and quickly duplicated on other products. Extensive muting functions guarantee an ideal solution for every application in order to safely transport objects into and out of the danger zone.



Optical Data

Range	0,25...7 m
Housing Length (L)	1911 mm
Safety Field Height (SFH)	1812 mm
Resolution	14 mm
Light Source	Red Light
Max. Ambient Light	10000 Lux
Opening Angle	± 2,5 °

Electrical Data

Sensor Type	Receiver
Supply Voltage	19,2...28,8 V DC
Current Consumption (U _b = 24 V)	≤ 350 mA
Response Time	28,8 ms
Temperature Range	-30...55 °C
Storage temperature	-30...70 °C
Number of safety outputs (OSSDs)	2
Safety Output Voltage Drop	≤ 2,3 V
PNP Safety Output/Switching Current	≤ 300 mA
Number of Signal Outputs	1
Signal Output Voltage Drop	< 2,5 V
Signal Output/Switching Current	< 100 mA
Short Circuit Protection	yes
Overload Protection	yes
Interface	IO-Link V1.1
Protection Class	III

Mechanical Data

Housing Material	Aluminum, anodised
Optic Cover	Plastic, PC
Degree of Protection	IP65
Degree of Protection	IP67
Connection	M12 × 1; 8-pin

Safety-relevant Data

ESPE Type (EN 61496)	4
Performance Level (EN ISO 13849-1)	Cat. 4 PL e
Mission Time TM (EN ISO 13849-1)	20 a
Safety Integrity Level (EN 61508)	SIL 3
Safety Integrity Level (EN 62061)	SILCL 3

Function

Finger Protection	yes
Scope of functions	Muting
Scope of delivery	1 × safety light curtain

IO-Link

Connection Diagram No.

1029 | 1030

Suitable Connection Equipment No.

89

Suitable Mounting Technology No.

701 | 810 | 860 | 870 | 880

Suitable Emitter

SEFG542

Complementary Products

IO-Link Master

Laser alignment tool Z98G001

microSD card ZNNG013

Muting boom ZMZG005

Muting connection box ZFBB001

Protection column with deflection mirror Z2SU003

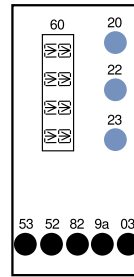
Protection columns with/without protective screen (Z2SS003/ Z2SM003)

Safety Relay SG4-00VA000R2, SR4B3B01S, SR4D3B01S

Test rods ZEMG003 and ZEMG009

Ctrl. Panel

A39



- 03 = Error Indicator
- 20 = Enter key
- 22 = Up key
- 23 = Down key
- 52 = OSSD ON
- 53 = OSSD OFF
- 60 = display
- 82 = Acknowledgement Request
- 9a = weak signal

