


Laser Distance Sensor

Time of Flight

P1KY013 LASER

Part Number

PNG smart der wintec.



- 2 mutually independent switching outputs
- Interference-free towards gloss in the background with wintec
- Miniature design
- No mutual interference with wintec
- Reliable in case of glossy objects with wintec
- Secure detection of black objects also in extremely inclined positions with wintec

These miniature sensors determine distance between the sensor and the object by means of transit time measurement.

wenglor's interference-free technology (wintec) is revolutionizing sensor technology: it prevents numerous sensors arranged directly opposite or next to each other from interfering with one another. The sensors reach a very high switching frequency and use laser class 1, which is safe for the human eye.

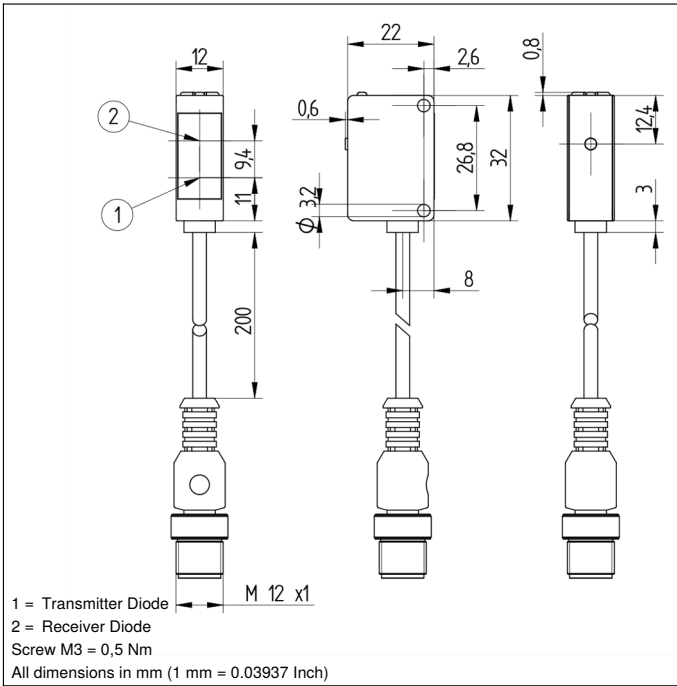


Technical Data

Optical Data	
Working Range	0...1000 mm
Setting Range	100...1000 mm
Switching Hysteresis	< 20 mm
Light Source	Laser (red)
Wavelength	680 nm
Service Life (T = +25 °C)	100000 h
Laser Class (EN 60825-1)	1
Beam Divergence	< 16 mrad
Max. Ambient Light	10000 Lux
Light Spot Diameter	see Table 1
Triple Dot Laser	yes
Electrical Data	
Supply Voltage	10...30 V DC
Supply Voltage with IO-Link	18...30 V DC
Current Consumption (U _b = 24 V)	< 30 mA
Switching Frequency	500 Hz
Response Time	1 ms
Temperature Drift (-10 °C < T _u ≤ 50 °C)	< 2 %
Temperature Drift (-40 °C < T _u ≤ 50 °C)	< 3 %
Temperature Range	-40...50 °C
Number of Switching Outputs	2
Switching Output Voltage Drop	< 2,5 V
Switching Output/Switching Current	100 mA
Short Circuit Protection	yes
Reverse Polarity Protection	yes
Overload Protection	yes
Interface	IO-Link V1.1
Protection Class	III
FDA Accession Number	1620293-001
Mechanical Data	
Setting Method	Teach-In
Housing Material	Plastic
Optic Cover	PMMA
Degree of Protection	IP67
Connection	M12 × 1; 4-pin
Cable Length	200 mm
Safety-relevant Data	
MTTFd (EN ISO 13849-1)	1021,76 a
NPN NC, NPN NO	●
IO-Link	●
Connection Diagram No.	223
Control Panel No.	A23
Suitable Connection Equipment No.	2
Suitable Mounting Technology No.	400

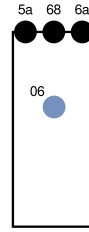
Complementary Products

IO-Link Master
Software

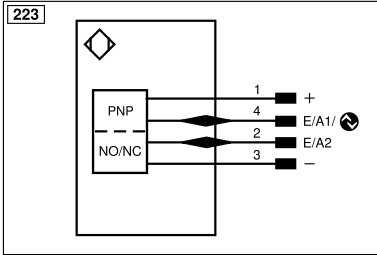


Ctrl. Panel

A 23



- 06 = Teach Button
- 5a = Switching Status Display, O1
- 68 = supply voltage indicator
- 6a = Switching Status Display, O2



Legend					
+	Supply Voltage +	nc	Not connected	EN _{RS422}	Encoder B/B̄ (TTL)
-	Supply Voltage 0 V	U	Test Input	ENA	Encoder A
~	Supply Voltage (AC Voltage)	Ū	Test Input inverted	EN _B	Encoder B
A	Switching Output (NO)	W	Trigger Input	AMIN	Digital output MIN
Ā	Switching Output (NC)	W-	Ground for the Trigger Input	AMAX	Digital output MAX
V	Contamination/Error Output (NO)	O	Analog Output	AOK	Digital output OK
ȳ	Contamination/Error Output (NC)	O-	Ground for the Analog Output	SY In	Synchronization In
E	Input (analog or digital)	BZ	Block Discharge	SY OUT	Synchronization OUT
T	Teach Input	Amv	Valve Output	OLT	Brightness output
Z	Time Delay (activation)	a	Valve Control Output +	M	Maintenance
S	Shielding	b	Valve Control Output 0 V	rsv	Reserved
RxD	Interface Receive Path	SY	Synchronization	Wire Colors according to DIN IEC 60757	
TxD	Interface Send Path	SY-	Ground for the Synchronization	BK	Black
RDY	Ready	E+	Receiver-Line	BN	Brown
GND	Ground	S+	Emitter-Line	RD	Red
CL	Clock	±	Grounding	OG	Orange
E/A	Output/Input programmable	SnR	Switching Distance Reduction	YE	Yellow
	IO-Link	Rx+/-	Ethernet Receive Path	GN	Green
PoE	Power over Ethernet	Tx+/-	Ethernet Send Path	BU	Blue
IN	Safety Input	Bus	Interfaces-Bus A(+)/B(-)	VT	Violet
OSSD	Safety Output	La	Emitted Light disengageable	GY	Grey
Signal	Signal Output	Mag	Magnet activation	WH	White
Bl_D+/-	Ethernet Gigabit bidirect. data line (A-D)	RES	Input confirmation	PK	Pink
EN _{RS422}	Encoder 0-pulse 0/0̄ (TTL)	EDM	Contact Monitoring	GNYE	Green/Yellow
PT	Platinum measuring resistor	EN _{RS422}	Encoder A/Ā (TTL)		

Table 1

Working Distance	100 mm	500 mm	1000 mm
Light Spot Diameter	4 mm	7 mm	15 mm

Switching Distance Deviation

Typical characteristic curve based on white, 90 % remission

